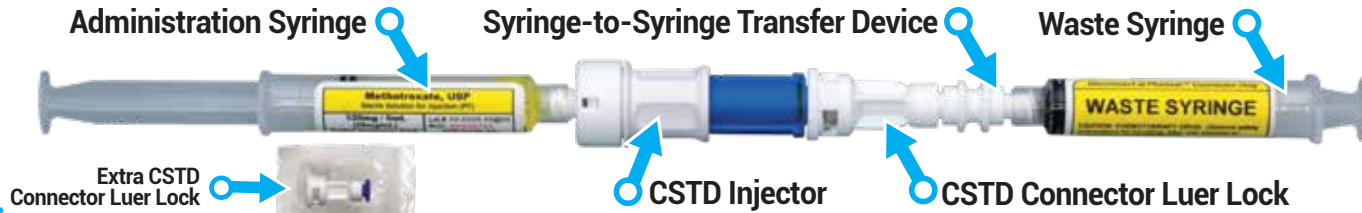



EDGE **pharma** EmGyn Kit – Emergency Gynecologic Methotrexate Kit

Kit Components AS DELIVERED



INSTRUCTION FOR USE


Push the CSTD components together to engage and allow fluid transfer between the two syringes.



Properly dispose of waste syringe according to facility protocol and hazardous drug regulations.



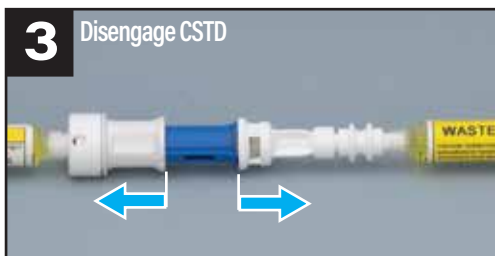
To select the required dose, push syringe plunger to transfer excess methotrexate from administration syringe to waste syringe.



Attach sterile needle (not included) to extra CSTD Connector Luer Lock (included).



Pull the CSTD components apart to disengage and prevent further fluid transfer between the syringes.



Attach sterile needle and CSTD Connector Luer Lock to CSTD injector.



Separate syringes at CSTD. Be careful not to remove the syringe-to-syringe transfer device.



Push the CSTD components together to engage CSTD, administer methotrexate dose, and properly dispose of entire unit.



© 2019 EDGE Pharma, LLC MTK# 0189 REV

EmGyn Kit
EMERGENCY
GYNECOLOGIC
METHOTREXATE KIT

**IMPORTANT –
READ THIS FIRST**

FOR SUPPORT OR QUESTIONS – Email: support@edgepharma.com, Phone: 802.992.1178, Web: edgepharma.com

EDGE **pharma**

FOR SUPPORT OR QUESTIONS – Email: support@edgepharma.com, Phone: 802.992.1178, Web: edgepharma.com